





























| LEGEND  |                             |
|---|-----------------------------|
|  | Factory Low voltage Wiring  |
|  | Factory Line Voltage Wiring |
|  | Field Low voltage Wiring    |
|  | Field Line voltage Wiring   |
|  | Printed Circuit Trace       |
|  | Optional Wiring             |
|  | Optional Block              |
|  | Capacitor                   |
|  | Circuit Breaker             |
|  | Condensate Pan              |
|  | Control Board Jumper        |
|  | FUSE                        |
|  | Ground                      |
|  | High Pressure Switch        |
|  | LED                         |
|  | Low Pressure Switch         |
|  | Mate-N-Lock                 |
|  | Multi Splice Connector      |
|  | Optional                    |
|  | Overload                    |
|  | Relay contacts - N.C.       |
|  | Relay contacts - N.O.       |
|  | Relay / Contactor Coil      |
|  | Solenoid Coil               |
|  | Splice Cap                  |
|  | Temperature Switch          |
|  | Thermistor                  |
|  | Wire Nut                    |

|       |   |
|-------|---|
| ACO   | Automatic Change Over                   |
| AL    | Alarm Relay Contacts                    |
| ATS   | Air Temperature Sensor                  |
| BM    | Blower Motor                            |
| BMC   | Blower Motor Capacitor                  |
| BR    | Blower Relay / Blower Contactor         |
| CAP   | Capacitor                               |
| CB    | Circuit Breaker                         |
| CC    | Compressor Contactor                    |
| CDT   | Compressor Discharge Temperature        |
| CO    | Condensate Overflow Sensor              |
| CR    | Compressor Relay                        |
| CRC   | Compressor Run Capacitor                |
| CS    | Current Sensor                          |
| DHW   | Domestic Hot Water                      |
| DM    | Damper Motor                            |
| DTS   | Discharge Temperature Switch            |
| EEV   | Electronic Expansion Valve              |
| EHC   | Electronic Heat Contactor               |
| ES    | End Switch                              |
| ETC   | Electronic Temperature Control          |
| EWT   | Entering Water Temp Sensor              |
| FSR   | Fan Speed Relay                         |
| FSS   | Fan Speed Switch                        |
| HP    | High Pressure Switch                    |
| HPWS  | High Pressure Water Switch              |
| HR    | Heating Relay                           |
| JW    | Jumper Wire                             |
| LAT   | Leaving Air Temperature                 |
| LOR   | Lock Out Relay                          |
| LP    | Low Pressure Switch                     |
| LT1   | Sensor, low temp protection, water coil |
| LT2   | Sensor, low temp protection, air coil   |
| LWT   | Leaving Water Temp Sensor               |
| MCO   | Manual Change Over                      |
| MOD   | Modulating Water Valve                  |
| MS    | Manual Starter                          |
| MSC   | Multi Splice Connector                  |
| MWV   | Motorized Water Valve                   |
| NLL   | Night Low Limit Switch                  |
| PDB   | Power Distribution Block                |
| POT   | Potentiometer                           |
| P1    | Field Wiring Terminal Block             |
| PR    | Pump Relay                              |
| RAS   | Return Air Sensor                       |
| RVS   | Reversing Valve Solenoid                |
| SAC   | Start Assist Capacitor                  |
| SAS   | Supply Air Sensor                       |
| TB    | Terminal Block                          |
| TRANS | Transformer                             |
| UMT   | Unit Mounted Thermostat                 |
| VFD   | Variable Frequency Drive                |
| VSP   | Variable Speed Pump                     |
| WSTAT | Water Stat                              |

**NOTES:**

1. Compressor and Blower Motor thermally protected internally.
2. All wiring to the unit must comply with NEC and local codes  
low voltage wiring shall be Class 2 or equivalent.
3. Transformer wiring is voltage sensitive. Use layout corresponding to the unit voltage.
4. LT1 provides low temperature protection for WATER. When using  
ANTI-FREEZE solutions, cut JW3 jumper.
5. Typical heat pump thermostat wiring shown. Refer to thermostat IOM for  
wiring to the unit. T-Stat wiring must be "Class 1" and voltage rating equal to or  
greater than unit supply voltage.
6. 24V Alarm signal shown. For Dry Alarm contact between AL1 & AL2, cut JW1  
for CXM/DXM Gen2 or JW4 DXM.
7. Transformer Secondary Ground via control board standoff(s) and/or Common  
to Control Box.

|       |  |
|-------|--|
| BM10. | Higher numbered taps take priority.  |
| HUM1. | Refer to HUMIDISTAT Installation application, and Operation Manual For Control Wiring to the unit.                           |
| HWG3. | WSTAT is supplied with unit and must be wired in series with the hot leg to the pump. WSTAT is rated for voltage up to 277V. |
| WHT3. | In case of two white wires on the actuator, use white color wire labeled as 3-THREE.   |

