





























LEGEND

- | | |
|---|-----------------------------|
|  | Factory Low voltage Wiring |
|  | Factory Line Voltage Wiring |
|  | Field Low voltage Wiring |
|  | Field Line voltage Wiring |
|  | Printed Circuit Trace |
|  | Optional Wiring |
|  | Optional Block |
|  | Capacitor |
|  | Circuit Breaker |
|  | Condensate Pan |
|  | Control Board Jumper |
|  | FUSE |
|  | Ground |
|  | High Pressure Switch |
|  | LED |
|  | Low Pressure Switch |
|  | Mate-N-Lock |
|  | Multi Splice Connector |
|  | Optional |
|  | Overload |
|  | Relay contacts - N.C. |
|  | Relay contacts - N.O. |
|  | Relay / Contactor Coil |
|  | Solenoid Coil |
|  | Splice Cap |
|  | Temperature Switch |
|  | Thermistor |
|  | Wire Nut |

NOTES:

1. Compressor and Blower Motor thermally protected internally.
2. All wiring to the unit must comply with NEC and local codes
Low Voltage Wiring shall be Class 2 or Equivalent.
3. Field Use Only: Transformer wiring is voltage sensitive. Use layout corresponding to the unit voltage.
4. LT1 provides low temperature protection for WATER. When using ANTI-FREEZE solutions, cut JW3 jumper.
6. 24V alarm signal shown. For Dry Alarm contact between AL1 & AL2, cut JW1 for CXM/DXM Gen2 or JW4 DXM.
7. Transformer Secondary Ground via control board standoffs and/or Common to Control Box.

BM10. Higher numbered taps take priority.

HWG3. WSTAT is supplied with unit and must be wired in series with the hot leg to the pump. WSTAT is rated for voltage up to 277V.

HYD1. Heat / Cool Thermostat wiring shown. Refer to thermostat IOM for wiring to the unit.
T-Stat wiring must be "Class 1" and Voltage Rating equal to or greater than unit supply voltage.

FIELD WIRING WHEN DISCONNECT
OPTION IS NOT PRESENT

