





























### LEGEND

- |   |                             |
|---|-----------------------------|
|  | Factory Low voltage Wiring  |
|  | Factory Line Voltage Wiring |
|  | Field Low voltage Wiring    |
|  | Field Line voltage Wiring   |
|  | Printed Circuit Trace       |
|  | Optional Wiring             |
|  | Optional Block              |
|  | Capacitor                   |
|  | Circuit Breaker             |
|  | Condensate Pan              |
|  | Control Board Jumper        |
|  | FUSE                        |
|  | Ground                      |
|  | High Pressure Switch        |
|  | LED                         |
|  | Low Pressure Switch         |
|  | Mate-N-Lock                 |
|  | Multi Splice Connector      |
|  | Optional                    |
|  | Overload                    |
|  | Relay contacts - N.C.       |
|  | Relay contacts - N.O.       |
|  | Relay / Contactor Coil      |
|  | Solenoid Coil               |
|  | Splice Cap                  |
|  | Temperature Switch          |
|  | Thermistor                  |
|  | Wire Nut                    |

- |       |   |
|-------|---|
| ACO   | Automatic Change Over                   |
| AL    | Alarm Relay Contacts                    |
| ATS   | Air Temperature Sensor                  |
| BM    | Blower Motor                            |
| BMC   | Blower Motor Capacitor                  |
| BR    | Blower Relay                            |
| CAP   | Capacitor                               |
| CB    | Circuit Breaker                         |
| CC    | Compressor Contactor                    |
| CDT   | Compressor Discharge Temperature        |
| CO    | Condensate Overflow Sensor              |
| CR    | Compressor Relay                        |
| CRC   | Compressor Run Capacitor                |
| CS    | Current Sensor                          |
| DHW   | Domestic Hot Water                      |
| DM    | Damper Motor                            |
| DTS   | Discharge Temperature Switch            |
| EEV   | Electronic Expansion Valve              |
| EHC   | Electronic Heat Contactor               |
| ES    | End Switch                              |
| ETC   | Electronic Temperature Control          |
| EWT   | Entering Water Temp Sensor              |
| FSR   | Fan Speed Relay                         |
| FSS   | Fan Speed Switch                        |
| HP    | High Pressure Switch                    |
| HPWS  | High Pressure Water Switch              |
| HR    | Heating Relay                           |
| JW    | Jumper Wire                             |
| LAT   | Leaving Air Temperature                 |
| LOR   | Lock Out Relay                          |
| LP    | Low Pressure Switch                     |
| LT1   | Sensor, low temp protection, water coil |
| LT2   | Sensor, low temp protection, air coil   |
| LWT   | Leaving Water Temp Sensor               |
| MCO   | Manual Change Over                      |
| MOD   | Modulating Water Valve                  |
| MS    | Manual Starter                          |
| MSC   | Multi Splice Connector                  |
| MVV   | MotORIZED Water Valve                   |
| NLL   | Night Low Limit Switch                  |
| PDB   | Power Distribution Block                |
| POT   | Potentiometer                           |
| P1    | Field Wiring Terminal Block             |
| PR    | Pump Relay                              |
| RAS   | Return Air Sensor                       |
| RVS   | Reversing Valve Solenoid                |
| SAC   | Start Assist Capacitor                  |
| SAS   | Supply Air Sensor                       |
| TB    | Terminal Block                          |
| TRANS | Transformer                             |
| UMT   | Unit Mounted Thermostat                 |
| VFD   | Variable Frequency Drive                |
| VSP   | Variable Speed Pump                     |
| WSTAT | Water Stat                              |

NOTES:

1. Compressor and Blower Motor thermally protected internally.
2. All wiring to the unit must comply with NEC and local codes  
Low Voltage Wiring shall be Class 2 or Equivalent.
3. Field Use Only: Transformer wiring is voltage sensitive. Use layout corresponding to the unit voltage.
4. LT1 provides low temperature protection for WATER. When using ANTI-FREEZE solutions, cut JW3 jumper.
6. 24V alarm signal shown. For Dry Alarm contact between AL1 & AL2, cut JW1 for CXM/DXM Gen2 or JW4 DXM.
7. Transformer Secondary Ground via control board standoffs and/or Common to Control Box.

BM10. Higher numbered taps take priority.

HWG3. WSTAT is supplied with unit and must be wired in series with the hot leg to the pump. WSTAT is rated for voltage up to 277V.

SAC2. Use start assist capacitor only on unit size 006-018. For residential units 015-018, SAC may need to be strapped to capacitor.

HYD1. Heat / Cool Thermostat wiring shown. Refer to thermostat IOM for wiring to the unit.  
T-Stat wiring must be "Class 1" and Voltage Rating equal to or greater than unit supply voltage.

FIELD WIRING WHEN DISCONNECT  
OPTION IS NOT PRESENT \