





























## LEGEND

- |   |                             |
|---|-----------------------------|
|  | Factory Low voltage Wiring  |
|  | Factory Line Voltage Wiring |
|  | Field Low voltage Wiring    |
|  | Field Line voltage Wiring   |
|  | Printed Circuit Trace       |
|  | Optional Wiring             |
|  | Optional Block              |
|  | Capacitor                   |
|  | Circuit Breaker             |
|  | Condensate Pan              |
|  | Control Board Jumper        |
|  | FUSE                        |
|  | Ground                      |
|  | High Pressure Switch        |
|  | LED                         |
|  | Low Pressure Switch         |
|  | Mate-N-Lock                 |
|  | Multi Splice Connector      |
|  | Optional                    |
|  | Overload                    |
|  | Relay contacts - N.C.       |
|  | Relay contacts - N.O.       |
|  | Relay / Contactor Coil      |
|  | Solenoid Coil               |
|  | Splice Cap                  |
|  | Temperature Switch          |
|  | Thermistor                  |
|  | Wire Nut                    |

- |       |   |
|-------|---|
| ACO   | Automatic Change Over                   |
| AL    | Alarm Relay Contacts                    |
| ATS   | Air Temperature Sensor                  |
| BM    | Blower Motor                            |
| BMC   | Blower Motor Capacitor                  |
| BR    | Blower Relay / Blower Contactor         |
| CAP   | Capacitor                               |
| CB    | Circuit Breaker                         |
| CC    | Compressor Contactor                    |
| CDT   | Compressor Discharge Temperature        |
| CO    | Condensate Overflow Sensor              |
| CR    | Compressor Relay                        |
| CRC   | Compressor Run Capacitor                |
| CS    | Current Sensor                          |
| DHW   | Domestic Hot Water                      |
| DM    | Damper Motor                            |
| DTS   | Discharge Temperature Switch            |
| EEV   | Electronic Expansion Valve              |
| EHC   | Electronic Heat Contactor               |
| ES    | End Switch                              |
| ETC   | Electronic Temperature Control          |
| EWI   | Entering Water Temp Sensor              |
| FSR   | Fan Speed Relay                         |
| FSS   | Fan Speed Switch                        |
| HP    | High Pressure Switch                    |
| HPWS  | High Pressure Water Switch              |
| HR    | Heating Relay                           |
| JW    | Jumper Wire                             |
| LAT   | Leaving Air Temperature                 |
| LOR   | Lock Out Relay                          |
| LP    | Low Pressure Switch                     |
| LT1   | Sensor, low temp protection, water coil |
| LT2   | Sensor, low temp protection, air coil   |
| LWT   | Leaving Water Temp Sensor               |
| MCO   | Manual Change Over                      |
| MOD   | Modulating Water Valve                  |
| MS    | Manual Starter                          |
| MSC   | Multi Splice Connector                  |
| MWV   | Motorized Water Valve                   |
| NLL   | Night Low Limit Switch                  |
| PDB   | Power Distribution Block                |
| POT   | Potentiometer                           |
| P1    | Field Wiring Terminal Block             |
| PR    | Pump Relay                              |
| RAS   | Return Air Sensor                       |
| RVS   | Reversing Valve Solenoid                |
| SAC   | Start Assist Capacitor                  |
| SAS   | Supply Air Sensor                       |
| TB    | Terminal Block                          |
| TRANS | Transformer                             |
| UMT   | Unit Mounted Thermostat                 |
| VFD   | Variable Frequency Drive                |
| VSP   | Variable Speed Pump                     |
| WSTAT | Water Stat                              |

NOTES:

1. Compressor and Blower Motor thermally protected internally.
2. All wiring to the unit must comply with NEC and local codes  
low voltage wiring shall be Class 2 or equivalent.
3. Transformer wiring is voltage sensitive. Use layout corresponding to the unit voltage.
4. LT1 provides low temperature protection for WATER. When using  
ANTI-FREEZE solutions, cut JW3 jumper.
5. Typical heat pump thermostat wiring shown. Refer to thermostat IOM for  
wiring to the unit. T-Stat wiring must be "Class 1" and voltage rating equal to or  
greater than unit supply voltage.
6. 24V Alarm signal shown. For Dry Alarm contact between AL1 & AL2, cut JW1  
for CXM/DXM Gen2 or JW4 DXM.
7. Transformer Secondary Ground via control board standoffs and/or Common  
to Control Box.

- ECM1. For ECM Blower Motor air flow adjustment and diagnostic information refer to I.O.M.  
MPC2. Refer to MPC Installation application, and Operation Manual For Control Wiring to the unit.  
MPC3. ASW sensors are not required on Water-Water application. ASW06-ASW08 (Water-Air Only) move jumper to LSTAT, ASW13-ASW15 move jumper to Rnet.  
MPC8. Factory cut JW1 jumper. Dry Contact will be available between AL1 and AL2  
SAC3. Use Start Assist Capacitor only on unit size 015-018.

