





























LEGEND	
	Factory Low voltage Wiring
	Factory Line Voltage Wiring
	Field Low voltage Wiring
	Field Line voltage Wiring
	Printed Circuit Trace
	Optional Wiring
	Optional Block
	Capacitor
	Circuit Breaker
	Condensate Pan
	Control Board Jumper
	FUSE
	Ground
	High Pressure Switch
	LED
	Low Pressure Switch
	Mate-N-Lock
	Multi Splice Connector
	Optional
	Overload
	Relay contacts - N.C.
	Relay contacts - N.O.
	Relay / Contactor Coil
	Solenoid Coil
	Splice Cap
	Temperature Switch
	Thermistor
	Wire Nut

ACO	Automatic Change Over
AL	Alarm Relay Contacts
ATS	Air Temperature Sensor
BM	Blower Motor
BMC	Blower Motor Capacitor
BR	Blower Relay
CAP	Capacitor
CB	Circuit Breaker
CC	Compressor Contactor
CDT	Compressor Discharge Temperature
CO	Condensate Overflow Sensor
CR	Compressor Relay
CRC	Compressor Run Capacitor
CS	Current Sensor
DHW	Domestic Hot Water
DM	Damper Motor
DTS	Discharge Temperature Switch
EEV	Electronic Expansion Valve
EHC	Electronic Heat Contactor
ES	End Switch
ETC	Electronic Temperature Control
EWI	Entering Water Temp Sensor
FSR	Fan Speed Relay
FSS	Fan Speed Switch
HP	High Pressure Switch
HPWS	High Pressure Water Switch
HR	Heating Relay
JW	Jumper Wire
LAT	Leaving Air Temperature
LOR	Lock Out Relay
LP	Low Pressure Switch
LT1	Sensor, low temp protection, water coil
LT2	Sensor, low temp protection, air coil
LWT	Leaving Water Temp Sensor
MCO	Manual Change Over
MOD	Modulating Water Valve
MS	Manual Starter
MSC	Multi Splice Connector
MWV	Motorized Water Valve
NLL	Night Low Limit Switch
PDB	Power Distribution Block
POT	Potentiometer
P1	Field Wiring Terminal Block
PR	Pump Relay
RAS	Return Air Sensor
RVS	Reversing Valve Solenoid
SAC	Start Assist Capacitor
SAS	Supply Air Sensor
TB	Terminal Block
TRANS	Transformer
UMT	Unit Mounted Thermostat
VFD	Variable Frequency Drive
VSP	Variable Speed Pump
WSTAT	Water Stat

NOTES:

1. Compressor and Blower Motor thermally protected internally.
2. All wiring to the unit must comply with NEC and local codes
Low Voltage Wiring shall be Class 2 or Equivalent.
3. Field Use Only: Transformer wiring is voltage sensitive. Use layout corresponding to the unit voltage.
4. LT1 provides low temperature protection for WATER. When using ANTI-FREEZE solutions, cut JW3 jumper.
5. Typical heat pump thermostat wiring shown. Refer to thermostat IOM for wiring to the unit. T-Stat wiring must be "Class 1" and Voltage Rating equal to or greater than unit supply voltage.
6. 24V alarm signal shown. For Dry Alarm contact between AL1 & AL2, cut JW1 for CXM/DXM Gen2 or JW4 DXM.
7. Transformer Secondary Ground via control board standoff(s) and/or Common to Control Box.

CXM1. Suffix 1 designates association with Lead compressor, Suffix 2 with Lag compressor. EXCEPTION AL1, AL2, FP1, FP2 ARE PER LEGEND.

MPC9. When MPC is used, refer to AUX. MPC WD for RED LED wiring

